





## Medium Duty Caster with Polyurethane Wheel



**Polyurethane wheel** - Made of Polyurethane wheel on precision ball bearing wheel center made of polyamide tread made of injected PU hardness 85shore A & 95 shore A Non- marking smoothness & Silence

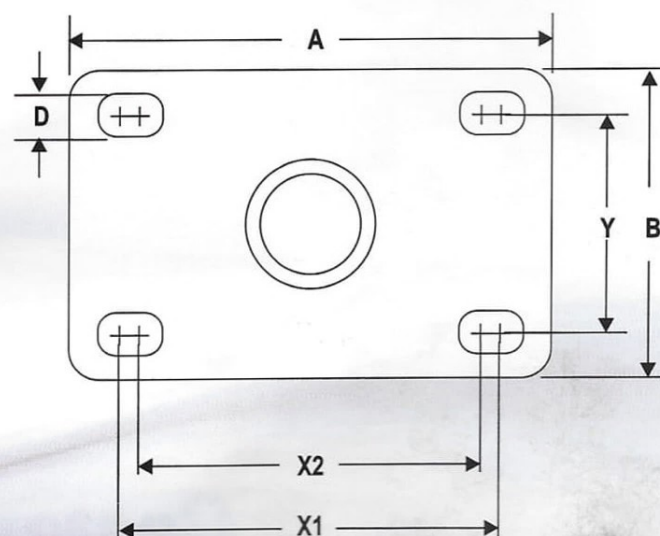
**Plate Type Castor** - Swivel castor with lock, housing made of pressed steel, bright zinc plated, double ball bearing swivel head, wheel axle with nut, dustguard.

### Medium Duty Caster with Polyurethane Wheel

Wheel Size (mm)	Capacity (kg)	Overall Height (mm)	Swivel Radius (mm)	Swivel Ref. No.	Total Beak Ref. No.	Fix Ref. No.
75x32	75	106	71.5	SL/PU/075X32/PT/S	SL/PU/075X32/PT/BK	SL/PU/075X32/PT/F
100x32	100	128	84	SL/PU/100X32/PT/S	SL/PU/100X32/PT/BK	SL/PU/100X32/PT/F
125x32	125	152	96.5	SL/PU/125X32/PT/S	SL/PU/125X32/PT/BK	SL/PU/125X32/PT/F


### Plate Size

Wheel Dia (mm)	Plat Size (mm)	Spacing Hole (mm)		Bolt Size (mm)
	AxB	X1xY	X2xy	D
75 to 125	95 x 70	80 x 45	70 x 45	9





## Heavy Duty Caster with Polyurethane Wheel



**Polyurethane wheel** - Made of Polyurethane wheel on precision ball bearing wheel center made of polyamide tread made of injected PU hardness 85shore A & 95 shore A Non- marking smoothness & Silence

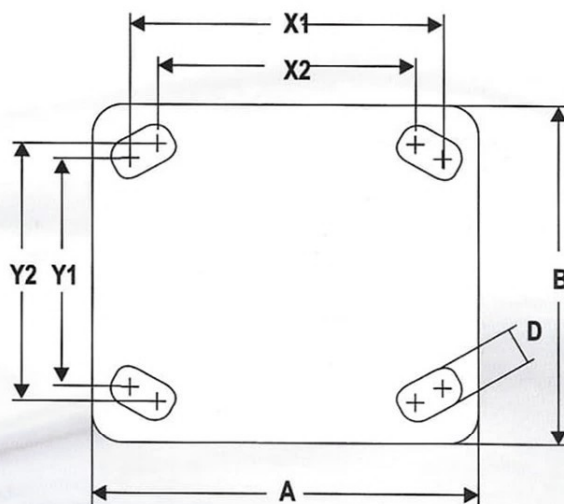
**Plate Type Castor** - Swivel castor with lock, housing made of mild steel, bright zinc plated, double ball bearing swivel head, wheel axle with nut, dustguard.

## Heavy Duty Caster with Polyurethane Wheel

Wheel Size (mm)	Capacity (kg)	Overall Height (mm)	Swivel Radius (mm)	Swivel Ref. No.	Total Beak Ref. No.	Fix Ref. No.
100x50	200	145	75	HD/SL/PU/100X50/PT/S	HD/SL/PU/100X50/PT/BK	HD/SL/PU/100X50/PT/F
150x50	300	190	120	HD/SL/PU/150X50/PT/S	HD/SL/PU/150X50/PT/BK	HD/SL/PU/150X50/PT/F
200x50	400	240	145	HD/SL/PU/200X50/PT/S	HD/SL/PU/200X50/PT/BK	HD/SL/PU/200X50/PT/F


### Plate Size

Wheel Dia (mm)	Plat Size (mm)	Spacing Hole (mm)		Bolt Size (mm)
	AxB	X1xY	X2xy	D
100 to 200	114 x 100	92 x 67	76 x 76	11.2





## Heavy Duty Caster with Polypropylene Wheel (PP)



**Polypropylene wheel** - Centre made of Polypropylene, Tread: Polypropylene, White color wheel with Plain Bearing

**Plate Type Castor** - Swivel castor with lock, housing made of mild steel, bright zinc plated, double ball bearing swivel head, wheel axle with nut, dustguard.

### Heavy Duty Caster with Polypropylene Wheel (PP)

Wheel Size (mm)	Capacity (kg)	Overall Height (mm)	Swivel Radius (mm)	Swivel Ref. No.	Total Beak Ref. No.	Fix Ref. No.
100x50	200	145	75	HD/SL/PP/100X50/PT/S	HD/SL/PP/100X50/PT/BK	HD/SL/PP/100X50/PT/F
150x50	300	190	120	HD/SL/PP/150X50/PT/S	HD/SL/PP/150X50/PT/BK	HD/SL/PP/150X50/PT/F
200x50	400	240	145	HD/SL/PP/200X50/PT/S	HD/SL/PP/200X50/PT/BK	HD/SL/PP/200X50/PT/F

### Plate Size

Wheel Dia (mm)	Plat Size (mm)	Spacing Hole (mm)		Bolt Size (mm)
	AxB	X1xY	X2xy	D
100 to 200	114 x 100	92 x 67	76 x 76	11.2

